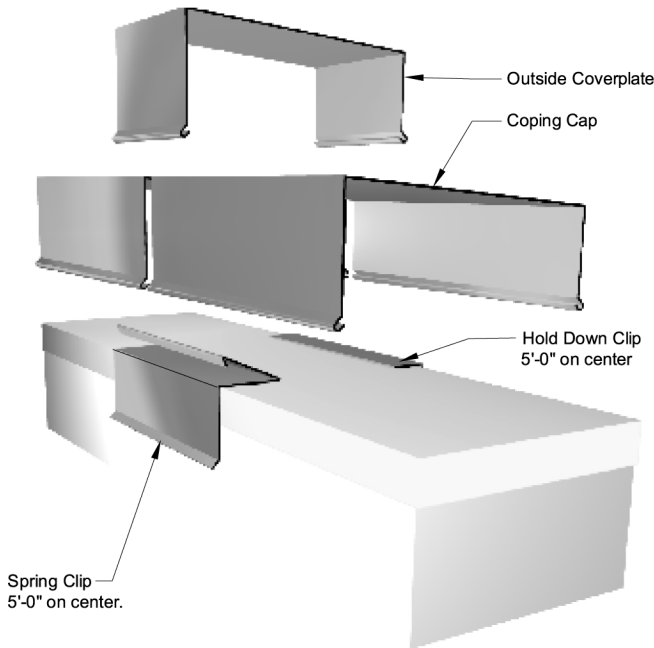


ZIP-RIB®

Spring Lock Coping



Applications

Concealed fastener coping system for horizontal and sloped parapet walls and rakes. Break formed in 10'-0" lengths. Custom lengths up to 21'-0". Three piece radius coping is available for arched or curved walls.

Substrates

Wood blocking. Secondary protection such as rubber membrane is recommended to protect from water infiltration.

Materials

Aluminum (3000 series alloy)
 Galvanized coated steel (G-90)
 Alum-Zinc coated steel (AZ-50 & AZ-55)
 Copper & lead coated Copper
 Also available in Zinc, Pre-Weathered Zinc & Stainless Steel

Standard Gauges

.032" .040"
 24 ga. 22 ga.
 24 ga. 22 ga.
 16 oz. 20 oz.

Finishes

Kynar & Metallic Fluoropolymer Coatings
 Mill Finish, Brushed, Anodized
 Texture: Smooth or Stucco Embossed

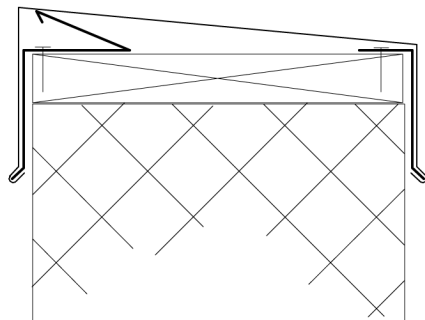
Manufacturing

Factory Formed

Assembly

Fasten spring clip to front of wall. Fasten hold-down clip to rear of wall. Hook coping to rear hold-down and rotate toward the front. Depress front until it engages on the spring clip. Provide a 1/4" wide butt joint between lengths of coping. apply a bead of sealant to each side of joint. Center the outside cover plate over the joint and fasten to one side.

Section View

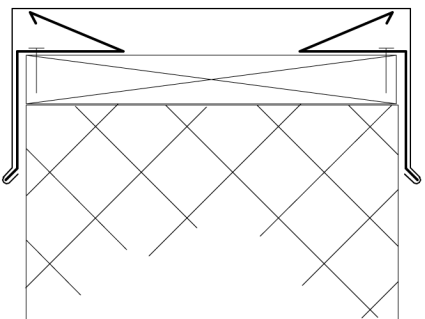


Pitched Coping

Preferred method for horizontal applications. Use 6" outside coverplates.

Spring Clip is located at the high side of coping.

1" Slope from front to back.



Flat Coping

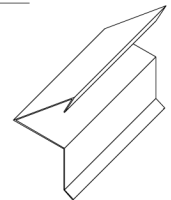
Preferred method for pitched applications. Use 4" sealed lap joints.

Spring Clip is located on both sides of coping.

Components

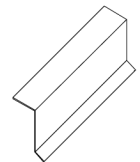
Spring Clip

22 ga. Galvanized Steel or .050 Aluminum.
 12" wide spaced
 5'-0" on center.



Hold-Down Clip

22 ga. Galvanized Steel or .050 Aluminum.
 12" wide spaced
 5'-0" on center.



Coverplates

6" wide. Made from the same material as the coping.

